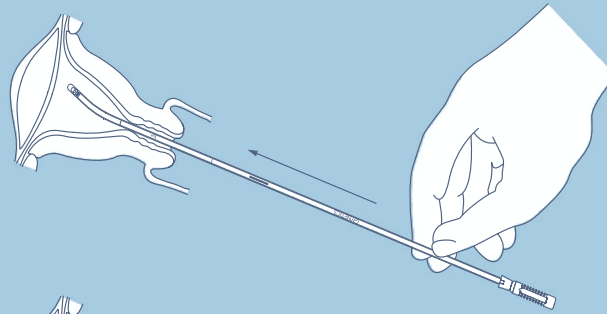
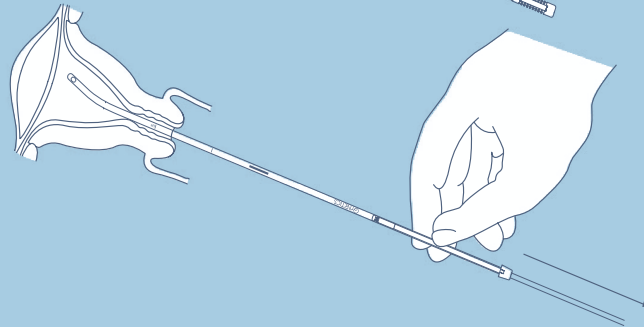


MANUAL PROBET

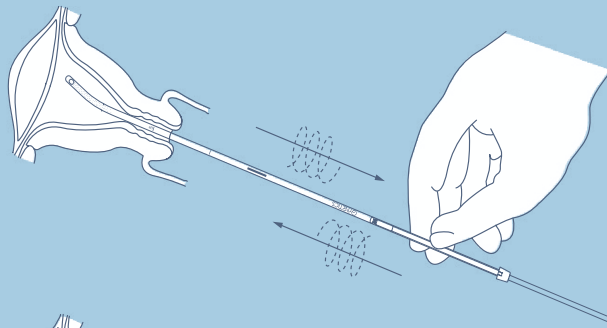
1) Insert Probet through cervical canal while piston is fully engaged in outer tube ('sheath') until wall contact is felt, taking into account hystometry and curvature.



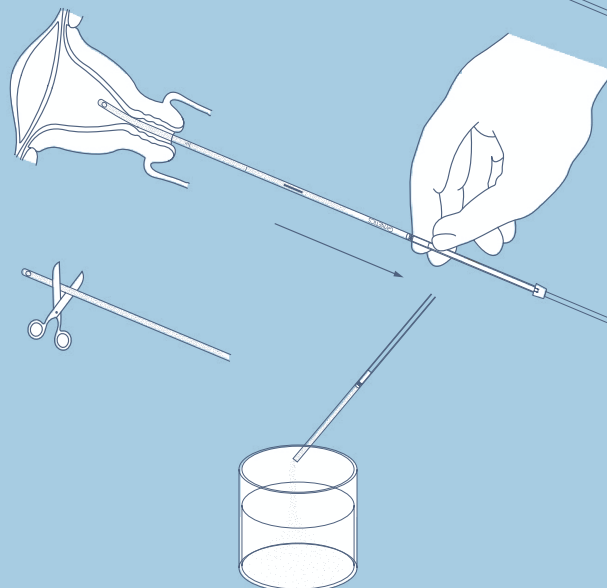
2) Hold sheath. Pull piston back completely until stopper is reached, in order to create maximum negative pressure within sheath.



3) Roll sheath between fingers 4 times – while simultaneously moving it back and forth inside the uterus – for comprehensive sampling.



4) Remove device. Cut distal tip just below side opening. Push piston back into sheath to expell sample in transport medium.



Gynetics Medical Products n.v.
Rembert Dodoensstraat 51 / 3920 Lommel, Belgium
tel. +32 11 64 58 72 / fax +32 11 64 06 77
info@gynetics.be / www.gynetics.be

GYNÉTICS[®]
Practise better Medicine